


How It Works: Tutor.com Classroom for Grades K-5



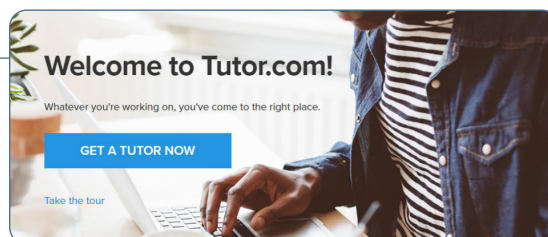
Our tutors can help you with reading, math, and so much more! You can connect by voice or text-chat and work together with your tutor in our online classroom.

Get expert help in a **safe, secure** virtual learning space—anytime, anywhere, on any device.

LIVE TUTORING

Step 1: Get started

- Log in to your Canvas dashboard
- Click “home”
- Click on the teacher’s name
- Click on “resources”
- Click on “Tutor.com 24/7 Online Tutoring”



Step 2: Find the right tutor

Answer a few questions so that we can connect you with an expert tutor right away.

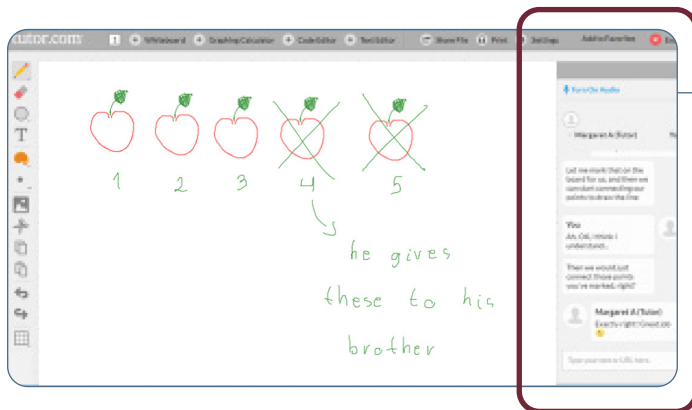
What do you need help with today? English

Please take a moment to review our [honor code](#).

Topic: Math Subject:

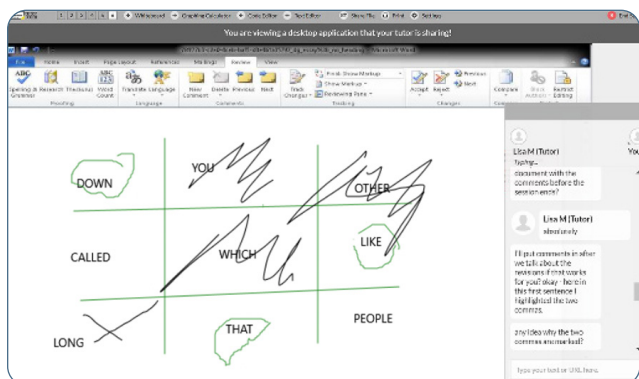
Enter your question
Type your question here.

[Attach a File](#) [CONNECT NOW](#)



Step 3: Text or talk with your tutor

When you’re in our online classroom, you can use the chat box to text with your tutor, or you can talk with them like you would over the phone. You and your tutor can also use the whiteboard to share work and ideas. *Classroom sessions are recorded so that you can look at them later if you need help remembering something your tutor said.*



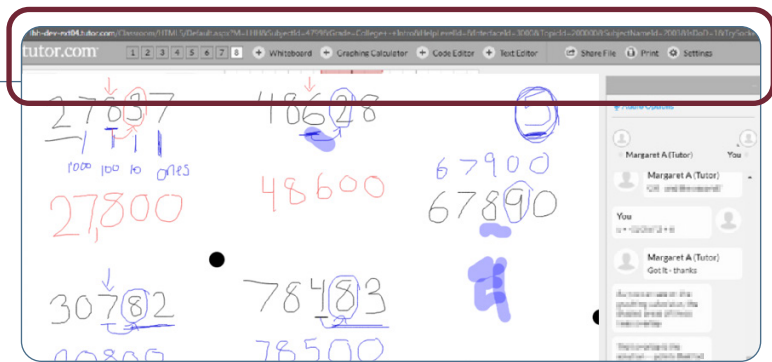
Step 4: Share a file

If you’d like, you can share files with your tutor. Upload your homework or reading worksheet—or whatever you’re working on. You and your tutor will be able to look at your work together in the classroom.

MORE →

Step 5: Use special tools

When you are using the whiteboard, you can draw, erase, add shapes, and change colors to help your tutor see what you're working on. The classroom also includes a graphing calculator, text editor, and code editor that you can use if you are working on complex math, writing, or computer science. Use these tools by clicking the buttons above the whiteboard.



Step 6: Rate and review your session

After each session, be sure to let us know how we did! You'll also be able to play a recording of your session and email or print the text-chat and whiteboards.

Please answer this survey.

1) I thought my tutor was:
☐ Excellent ☐ Very Good ☐ Good ☐ Fair ☐ Poor

2) I thought the classroom was:
☐ Excellent ☐ Very Good ☐ Good ☐ Fair ☐ Poor

3) Would you recommend this service to a friend?
☐ Yes ☐ No

4) Are you glad Johnson County Public Library (JCPL) offers this service?
☐ Yes ☐ No

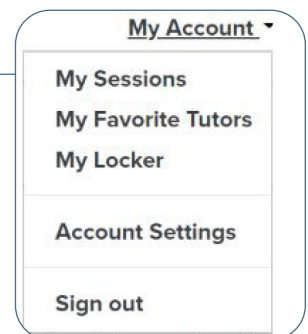
5) Is this service helping you:
complete your homework assignments? ☐ Yes ☐ No
improve your grades? ☐ Yes ☐ No
be more confident about your school work? ☐ Yes ☐ No

6) Share any feedback here - we really read these!

7) Add this tutor to your favorites?
☐ Yes ☐ No

Step 7: Use My Account

You can take a look at your past sessions in **My Sessions**. Be sure to tag your favorite tutors so that you can work with them in the future. Then, reconnect with your favorite tutors or see when they are next scheduled in the **My Favorite Tutors** section. Finally, you can see files you have saved or shared with your tutors in **My Locker**.



WRITING HELP

Our **Drop-Off Review** service allows you to get help from a tutor without having a live session. Just upload your writing homework, grammar worksheet, or anything else you need help with, and a tutor will send you helpful feedback within a day. You can see what your tutor said in **My Sessions**.

PRACTICE QUIZZES

Use our practice quizzes to get ready for math, science, and English tests. Take a quiz, see the questions you answered correctly, and connect with a tutor about anything you missed.

Connect with a tutor anytime. We are here to help!

The Princeton Review is not affiliated with Princeton University.