

How It Works: Tutor.com Classroom for Grades 6-12

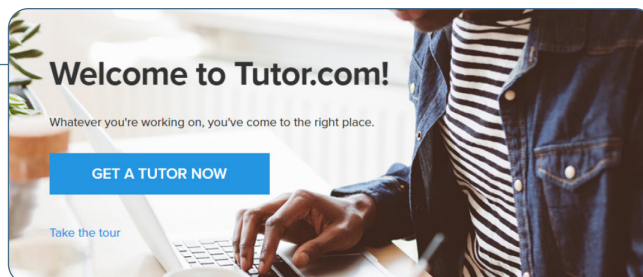
Connect with expert tutors for on-demand, 1-to-1 help

The expert tutors at Tutor.com can help you work through a tough homework problem, improve your writing skills, study for a test, review a difficult concept, and so much more!

LIVE TUTORING

Step 1: Get started

- Log in to your Canvas dashboard
- Click “Home”
- In the sidebar, click on “Tutor.com 24/7 Online Tutoring”



Step 2: Find the right tutor

Fill in the quick pre-session questionnaire. Using this information, we will match you with the first available tutor best qualified to assist you.

What do you need help with today? English

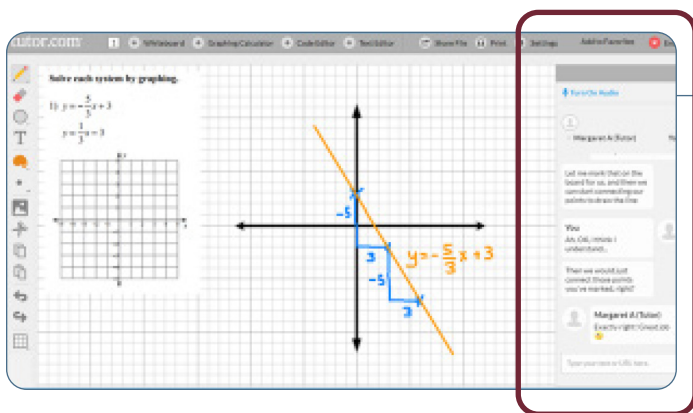
Please take a moment to review our [honor code](#).

Topic: Math Subject: Calculus

Enter your question

Type your question here.

[Attach a File](#) [CONNECT NOW](#)

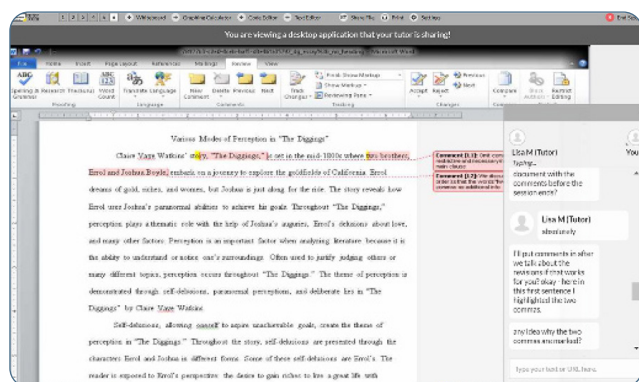


Step 3: Communicate with your tutor

Use your chat box or an audio connection to instant-message or speak with your tutor in the online classroom. You and the tutor may also use the interactive whiteboard to share work and ideas. *All activity in the classroom is recorded for review and quality control.*

Step 4: Share a file

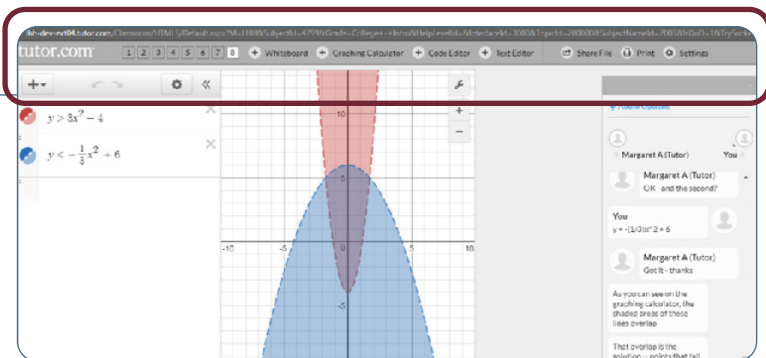
You can share many types of files with your tutor in the classroom. Upload an essay, your lab report, or whatever else you're working on. You and your tutor will be able to view the file together in the classroom.



MORE →

Step 5: Use special tools

The classroom includes a graphing calculator, text editor, and code editor that you can use when working on subject material that may require these special tools. Open them by using the buttons above the whiteboard.



Step 6: Rate and review your session

After each session, be sure to let us know how we did! Complete the survey and share your comments. Then you'll have the option to play a video of your session and email or print the chat log and whiteboards.

Please answer this survey.

1) I thought my tutor was:
☐ Excellent ☐ Very Good ☐ Good ☐ Fair ☐ Poor

2) I thought the classroom was:
☐ Excellent ☐ Very Good ☐ Good ☐ Fair ☐ Poor

3) Would you recommend this service to a friend?
☐ Yes ☐ No

4) Are you glad Johnson County Public Library (JCPL) offers this service?
☐ Yes ☐ No

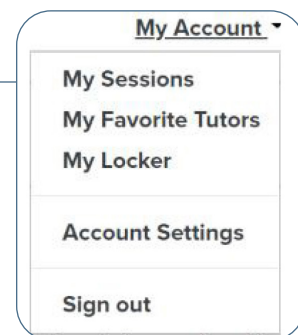
5) Is this service helping you:
complete your homework assignments? ☐ Yes ☐ No
improve your grades? ☐ Yes ☐ No
be more confident about your school work? ☐ Yes ☐ No

6) Share any feedback here - we really read these!

7) Add this tutor to your favorites?
☐ Yes ☐ No

Step 7: Use My Account

You can take a look at your past sessions in **My Sessions**. Be sure to tag your favorite tutors so that you can work with them in the future. Then, reconnect with your favorite tutors or see when they are next scheduled in the **My Favorite Tutors** section. Finally, you can see files you have saved or shared with your tutors in **My Locker**.



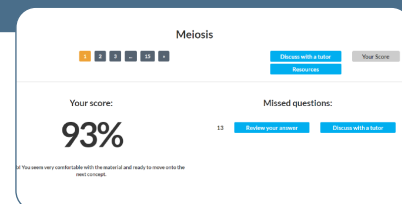
WRITING HELP

Our **Drop-Off Review** service allows you to get help from a tutor without having a live session. Just upload your writing homework, grammar worksheet, or anything else you need help with, and a tutor will send you helpful feedback within a day. You can see what your tutor said in **My Sessions**.

A screenshot of the 'Drop-Off Review' form. It has a 'Connect with a tutor now' button and a 'Submit to get help now' button. Below, it says 'Submit your document for 12-hour review'. The form includes fields for 'What kind of help do you need?' (with a dropdown menu), 'Select your grade level', 'What is the topic of your paper/essay? (max character limit is 1000)', and 'Where are you in the writing process?'.

PRACTICE QUIZZES

Use our practice quizzes to get ready for math, science, and English tests. Take a quiz, see the questions you answered correctly, and connect with a tutor about anything you missed.



Connect with a tutor anytime.
We are here to help!

The Princeton Review is not affiliated with Princeton University.